

Orthopaedic Surgery

Summary

28 Hospitals conducted surveillance

Hip prosthesis:

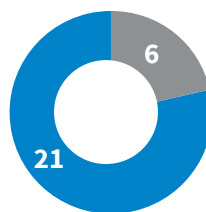
2,770 procedures with 27 infections reported

Knee prosthesis:

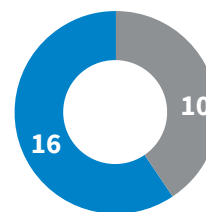
3,120 procedures with 26 infections reported

Types of Infections

Hip prosthesis



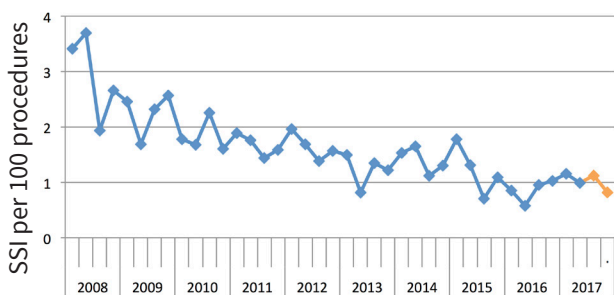
Knee prosthesis



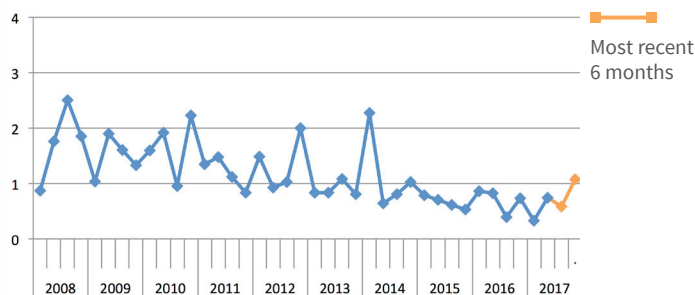
● Superficial
● Complex (deep/organ space)

Infection rate over time

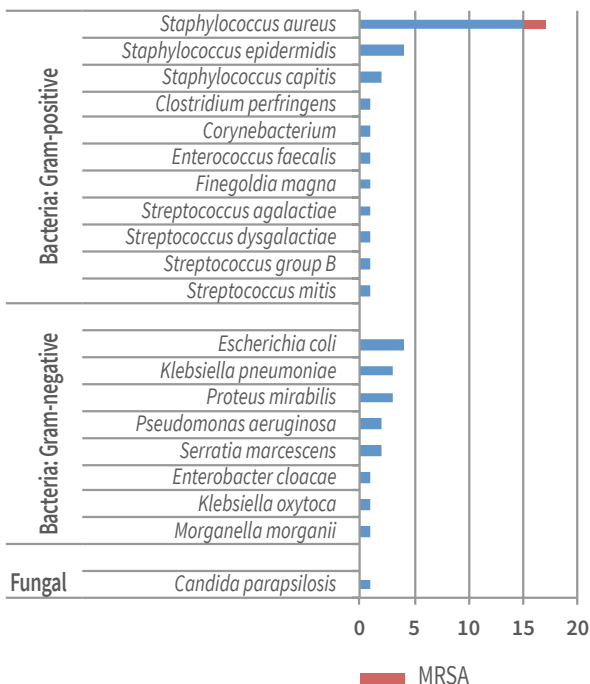
Hip prosthesis



Knee prosthesis



Pathogens



Antibiotic prophylaxis

Antibiotic Choice	Hip Prosthesis	Knee Prosthesis
Optimal	90.8%	89.7%
Adequate	4.6%	6.1%
Inadequate	1.7%	1.2%
Unknown	2.9%	3.0%

Optimal choice is concordant with Therapeutic Guidelines Antibiotic Version 15 2014. **Adequate** is not concordant with TGA but adequate prophylaxis for the procedure. **Inadequate** is considered inadequate prophylaxis for the procedure and not concordant with guidelines.

SSI Rates

Hip prosthesis

Primary hip surgery = 0.8/100 procedures
Revision hip surgery = 2.8/100 procedures

Knee prosthesis

Primary knee surgery = 0.7/100 procedures
Revision knee surgery = 3.1/100 procedures

